

MFA101 - CONDENSER FAN HARNESS WIRING INSTRUCTIONS

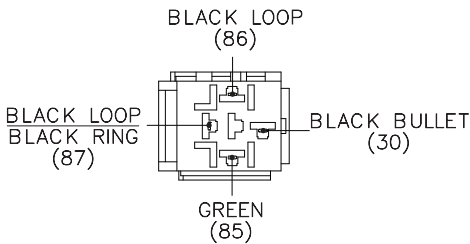


FOLLOW INSTRUCTIONS CAREFULLY TO PREVENT PERSONAL INJURY AND/OR DAMAGE TO THE FAN UNIT OR COMPONENT! ALWAYS DISCONNECT ONE OF THE BATTERY CABLES OR REMOVE POWER FUSES FOR A CIRCUIT WHEN INSTALLING AN ELECTRICAL FAN OR COMPONENT!

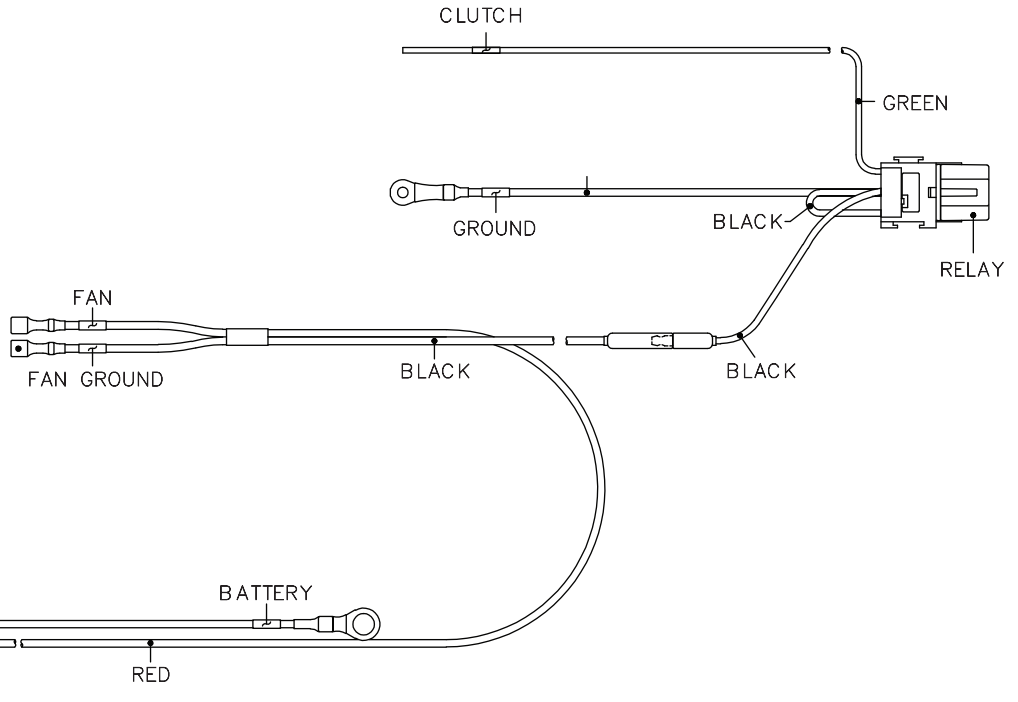
MFA101 Condenser Fan Harness

MFA101 is used to engage an electric fan in conjunction with the Radiator Fan Harness. In this application, the fan will be engaged any time the compressor clutch is engaged. It may also be used to engage an auxiliary electric fan, only when the A/C clutch is engaged.

WIRE LOCATIONS
(RELAY NOT SHOWN)

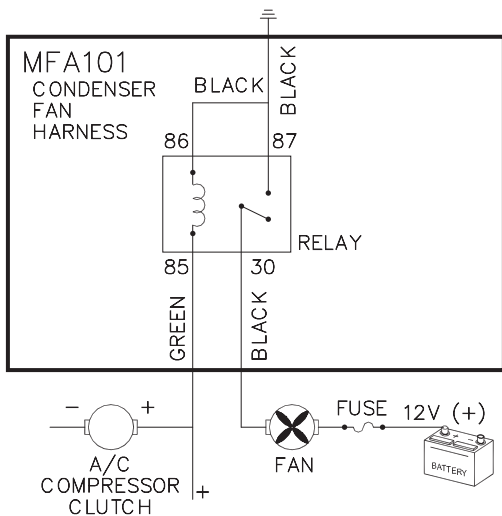


NOTE: RELAY IS 12V & WILL NEED TO BE SWITCHED IF USING DIFFERENT VOLTAGE



TYPICAL WIRING DIAGRAMS

Condenser Fan Only w/o Fan Pressure Switch



Radiator Fan – A/C w/o Fan Pressure Switch w/Positive Switched Compressor

